



We find it's always helpful to see lots of options as to where you can have your portraits taken for inspiration. I'm sure your photographer will come up with new and unique shots that you'll love that we're excited to learn about. You can share this document with your photographer and discuss specific locations that's near Travis Marina. If our team is planning your wedding, we will be directly in contact with you and your photographer to provide some of our favorite recommendations. If my team is coordinating your wedding, we are happy to review your wish list locations with your photographer and show them where these are located.

The images included in this packet is not to be shared or used for commercial or marketing purposes as they are copyrighted by specific photographers. This packet is to be a helpful resource to help you understand different background options.


Click on any of the hyperlinks to take you directly to those images.

- [The West Parking Lot](#)
- [The Cliff](#)
- [Stairs to Bunkers](#)
- [Bunkers](#)
- [The Water Break](#)
- [East Parking Lot](#)
- [The Guest Dock](#) (Arriving on a Sailboat)
- [Boat Ride](#)
- [Walking on the Deck](#)
- [The Deck near the Bar Stairs](#)
- [Deck Stairs](#)
- [The Boathouse](#)
- [Porthole Shot](#)
- [Family Portraits on Deck](#)
- [Family Portraits on Beach](#)
- [Getting Ready Photos at Cavallo Point](#)
- [Getting Read in Upstairs Bar](#)
- [The Work Shed](#) (in between buildings)
- [The Work Shed with Travis Marina Sign](#)
- [The West Side of Work Shed](#)
- [Marin Headlands](#)

The West Parking Lot



The Cliff








Stairs to the Bunkers



The Bunkers/ Hilltop







The Bunker Doors



The Water Break



East Parking Lot



The Guest Dock

Yes, you can arrive by boat or even go out for sunset photos on the water. Anything is possible.





Boat Ride Portraits



Walking on the Deck



The Deck near the Bar Stairs





Deck Stairs going up to Upstairs Bar



Inside the Boathouse

(this can be a great Plan B option in case of Rain)



The Porthole Ceremony Shot

The majority of my clients have commented how much they love this shot. This might be something you might want to let your photographer know if this is something you wish for them to capture on your big day.






Family Portraits on Deck

(That's where the ceremony was located)

My team along with the catering team typically will move the ceremony chair inside immediately following the ceremony to make room for cocktail hour and making it possible for these types of family/friend photos.





Family Portraits on the Beach

This shot all depends on if there is a low or high tide the day of your event. These conditions can change by the hour at Travis Marina. It's best to look up the tide conditions in advance if you are hoping for this backdrop on the beach. Also, there is no way to know if trash will be washed up as this is something that the venue does not monitor or remove for each event. Best to keep this as a "I'd like if possible, idea."



Getting Ready + First Looks Photos at Cavallo Point















Groomsmen Getting Ready in Upstairs Bar

The Groomsmen are not allowed to hang out upstairs, but we can sneak upstairs for a quick photo opportunity.



Ariel Shot from Upstairs Bar Balcony or Window



Work Shed in between Buildings



Infront of Work shed with Travis Marina Sign



West Side of Work Shed





Marin Headlands



The options are truly limitless. This document just gives you some inspiration and a point of reference for backdrops that you may like more than others. Your photographer will use their artistic expression to really make your photo dreams come to life!